

# H320

Wall-Mounted 802.11ac Wave 2 Wi-Fi Access Point and Switch



## DATA SHEET



### BENEFITS

#### AFFORDABLE ALL-IN-ONE

Deliver great in-room Wi-Fi and concurrent wired IP connectivity with 802.11ac Wave 2 speed and a built-in 2-port switch.

#### STUNNING PERFORMANCE

Extends coverage with patented BeamFlex+™ adaptive antenna technology while mitigating interference by utilizing multi-directional antenna patterns.

#### MULTIPLE MANAGEMENT OPTIONS

Manage the H320 from the cloud, or with on-premises physical/virtual appliances.

#### AUTOMATE OPTIMAL THROUGHPUT

ChannelFly dynamic channel technology uses machine learning to automatically find the least congested channels. You always get the highest throughput the band can support.

#### SERVICE MORE DEVICES

Connect more devices simultaneously with two MU-MIMO spatial streams and concurrent dual-band 2.4/5GHz radios while enhancing non-Wave 2 device performance.

#### SUPPORT MORE SERVICES

Multiple SSIDs and switch ports help support services such as VoIP, IPTV, and high-speed Internet access and in-room device connectivity.

#### KEEP YOUR SWITCHES AND CABLES

Designed to operate on existing PoE switches and CAT 5e cabling to minimize costs.

#### MORE THAN WI-FI

Support services beyond Wi-Fi with [Cloudpath](#) security and onboarding software, [SPoT](#) Wi-Fi locationing engine, and [SCI](#) network analytics.

Wi-Fi is a critical amenity as users bring more devices into hotel rooms, meeting rooms, and classrooms. However, providing great Wi-Fi performance in every room is cost-prohibitive.

The H320 combines an 802.11ac Wave 2 Wi-Fi access point and wired switch into one wall-mount device. Designed specifically for per-room deployments, the H320 is compact, inconspicuous, secure, and easy to mount to an electrical junction box. Bottom facing Ethernet ports eliminate unsightly cabling and accommodates any furniture placement.

Easily supports converged wired and wireless services with one device, that include VoIP, IPTV, high-speed Internet access and in-room Wi-Fi device connectivity.

This 802.11ac Wave 2 Wi-Fi AP and switch incorporates patented technologies found only in the Ruckus Wi-Fi portfolio.

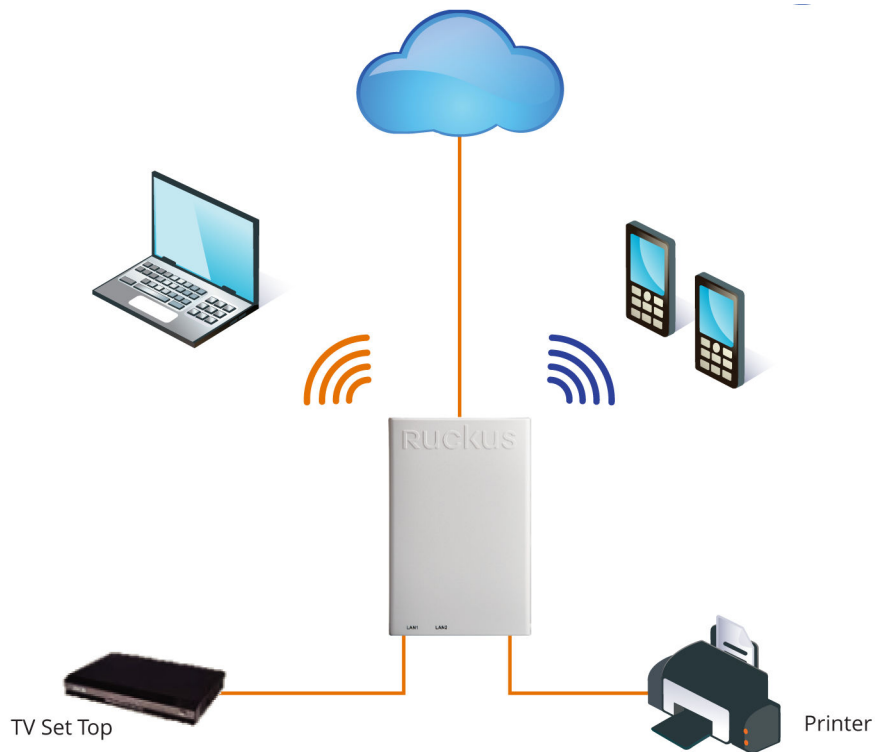

- Extended coverage with patented BeamFlex+ utilizing multi-directional antenna patterns
- Improved throughput with ChannelFly which dynamically find less congested Wi-Fi channels to use

The H320 supports Multi-User MIMO (MU-MIMO) which increases network throughput by transmitting to multiple clients simultaneously.

Support per-room wired IP devices from TVs to phones with 2 onboard Ethernet ports. Also, with built-in visual troubleshooting tools within Ruckus Wi-Fi controllers, administrators can accelerate resolution of trouble tickets.

Whether organizations are deploying ten or ten thousand APs, the H320 can be deployed as a standalone AP or centrally managed by SmartZone or ZoneDirector management platforms.





### ACCESS POINT ANTENNA PATTERN

Ruckus' BeamFlex+ adaptive antennas allow the H320 AP to dynamically choose among a host of antenna patterns in real-time to establish the best possible connection with every device. This leads to:

- Better Wi-Fi coverage
- Reduced RF interference

Traditional omni-directional antennas, found in generic access points, oversaturate the environment by needlessly radiating RF signals in all directions. In contrast, the Ruckus BeamFlex+ adaptive antenna directs the radio signals per-device on a packet by-packet basis to optimize Wi-Fi coverage and capacity in real-time to support high device density environments. BeamFlex+ operates without the need for device feedback and hence can benefit even devices using legacy standards.

Figure 1. Example of Beamflex+ pattern

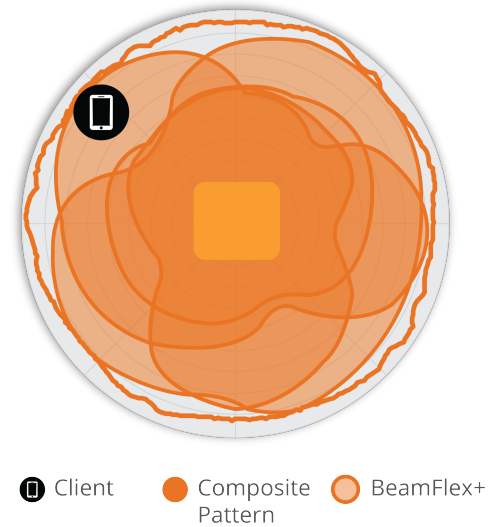


Figure 2. H320 2.4GHz Azimuth Antenna Patterns



Figure 3. H320 5GHz Azimuth Antenna Patterns



Figure 4. H320 2.4GHz Elevation Antenna Patterns



Figure 5. H320 5GHz Elevation Antenna Patterns



Note: The outer trace represents the composite RF footprint of all possible BeamFlex+ antenna patterns, while the inner trace represents one BeamFlex+ antenna pattern within the composite outer trace.

| WI-FI                           |  |
|---------------------------------|--|
| <b>Wi-Fi Standards</b>          | <ul style="list-style-type: none"> <li>IEEE 802.11a/b/g/n/ac Wave 2</li> </ul>   |
| <b>Supported Rates</b>          | <ul style="list-style-type: none"> <li>802.11ac: 6.5 to 867Mbps (MCS0 to MCS9, NSS = 1 to 2 for VHT20/40/80)</li> <li>802.11n: 6.5Mbps to 150Mbps (MCS0 to MCS7)</li> <li>802.11a/g: 54, 48, 36, 24, 18, 12, 9, 6Mbps</li> <li>802.11b: 11, 5.5, 2 and 1 Mbps</li> </ul> |
| <b>Supported Channels*</b>      | <ul style="list-style-type: none"> <li>2.4GHz: 1-13</li> <li>5GHz: 36-64, 100-144, 149-165</li> </ul>  |
| <b>MIMO</b>                     | <ul style="list-style-type: none"> <li>1x1 2.4GHz</li> <li>2x2 MU-MIMO 5GHz</li> </ul>   |
| <b>Spatial Streams</b>          | <ul style="list-style-type: none"> <li>1 Stream 2.4GHz</li> <li>2 Streams SU/MU-MIMO 5GHz</li> </ul>   |
| <b>Radio Chains and Streams</b> | <ul style="list-style-type: none"> <li>2x2:2</li> </ul>  |
| <b>Channelization</b>           | <ul style="list-style-type: none"> <li>20, 40, 80MHz</li> </ul>  |
| <b>Security</b>                 | <ul style="list-style-type: none"> <li>WPA-PSK, WPA-TKIP, WPA2 AES, 802.11i, Dynamic PSK</li> <li>WIPS/WIDS</li> </ul>   |
| <b>Other Wi-Fi Features</b>     | <ul style="list-style-type: none"> <li>WMM, Power Save, Tx Beamforming, LDPC, STBC, 802.11r/k/v</li> <li>Captive Portal</li> <li>Hotspot</li> <li>Hotspot 2.0</li> <li>WISPr</li> </ul>  |

\* Channel availability is country dependent according to the local regulations.

| RF  |  |
|---|--|
| <b>Antenna Type</b>                                       | <ul style="list-style-type: none"> <li>BeamFlex+ adaptive antennas with polarization diversity</li> <li>Adaptive antenna that provides multiple-antenna patterns per band</li> </ul>                     |
| <b>Antenna Gain (max)</b>                                 | <ul style="list-style-type: none"> <li>Up to 3dBi</li> </ul>   |
| <b>Peak Transmit Power (aggregate across MIMO chains)</b> | <ul style="list-style-type: none"> <li>2.4GHz: 16dBm</li> <li>5GHz: 20dBm</li> </ul>   |
| <b>Minimum Receive Sensitivity<sup>1</sup></b>            | <ul style="list-style-type: none"> <li>-99dBm</li> </ul>   |
| <b>Frequency Bands</b>                                    | <ul style="list-style-type: none"> <li>ISM (2.4-2.484GHz)</li> <li>U-NII-1 (5.15-5.25GHz)</li> <li>U-NII-2A (5.25-5.35GHz)</li> <li>U-NII-2C (5.47-5.725GHz)</li> <li>U-NII-3 (5.725-5.85GHz)</li> </ul> |

| 2.4GHZ RECEIVE SENSITIVITY |      |      |      |
|----------------------------|------|------|------|
| HT20                       |      | HT40 |      |
| MCS0                       | MCS7 | MCS0 | MCS7 |
| -93                        | -75  | -90  | -72  |

| 5GHZ RECEIVE SENSITIVITY |      |       |      |       |      |
|--------------------------|------|-------|------|-------|------|
| VHT20                    |      | VHT40 |      | VHT80 |      |
| MCS0                     | MCS7 | MCS0  | MCS7 | MCS0  | MCS7 |
| -93                      | -76  | -90   | -73  | -87   | -71  |

| 2.4GHZ TX POWER TARGET |            |
|------------------------|------------|
| Rate                   | Pout (dBm) |
| MCS0 HT20              | 16         |
| MCS7 HT20              | 15         |

| 5GHZ TX POWER TARGET |            |
|----------------------|------------|
| Rate                 | Pout (dBm) |
| MCS0 VHT20           | 17         |
| MCS7 VHT20           | 14         |
| MCS0 VHT40, VHT80    | 17         |
| MCS7 VHT40, VHT80    | 14         |
| MCS9 VHT40, VHT80    | 12         |

| PERFORMANCE AND CAPACITY |  |
|--------------------------|--|
| <b>Peak PHY Rates</b>    | <ul style="list-style-type: none"> <li>2.4GHz: 150Mbps</li> <li>5GHz: 867Mbps</li> </ul> |
| <b>Client Capacity</b>   | <ul style="list-style-type: none"> <li>Up to 100 clients per AP</li> </ul>               |
| <b>SSID</b>              | <ul style="list-style-type: none"> <li>Up to 16 per AP</li> </ul>                        |

| RUCKUS RADIO MANAGEMENT             |   |
|-------------------------------------|---|
| <b>Antenna Optimization</b>         | <ul style="list-style-type: none"> <li>BeamFlex+</li> <li>Polarization Diversity with Maximal Ratio Combining (PD-MRC)</li> </ul>   |
| <b>Wi-Fi Channel Management</b>     | <ul style="list-style-type: none"> <li>ChannelFly</li> <li>Background Scan Based</li> </ul>   |
| <b>Client Density Management</b>    | <ul style="list-style-type: none"> <li>Adaptive Band Balancing</li> <li>Client Load Balancing</li> <li>Airtime Fairness</li> <li>Airtime-based WLAN Prioritization</li> </ul> |
| <b>SmartCast Quality of Service</b> | <ul style="list-style-type: none"> <li>QoS-based scheduling</li> <li>Directed Multicast</li> <li>L2/L3/L4 ACLs</li> </ul>   |
| <b>Mobility</b>                     | <ul style="list-style-type: none"> <li>SmartRoam</li> </ul>   |
| <b>Diagnostic Tools</b>             | <ul style="list-style-type: none"> <li>Spectrum Analysis</li> <li>SpeedFlex</li> </ul>  |

| NETWORKING                         |   |
|------------------------------------|---|
| <b>Controller Platform Support</b> | <ul style="list-style-type: none"> <li>SmartZone</li> <li>ZoneDirector</li> <li>Cloud Wi-Fi</li> <li>Unleashed<sup>2</sup></li> <li>Standalone</li> </ul> |
| <b>IP</b>                          | <ul style="list-style-type: none"> <li>IPv4, IPv6, dual-stack</li> </ul>  |
| <b>VLAN</b>                        | <ul style="list-style-type: none"> <li>802.1Q (1 per BSSID or dynamic per use based on RADIUS)</li> <li>Port-based</li> </ul>                             |
| <b>802.1x</b>                      | <ul style="list-style-type: none"> <li>Authenticator &amp; Supplicant</li> </ul>  |
| <b>Policy Management Tools</b>     | <ul style="list-style-type: none"> <li>Application Recognition and Control</li> <li>Access Control Lists</li> <li>Device Fingerprinting</li> </ul>        |

<sup>1</sup> Rx sensitivity varies by band, channel width and MCS rate.

<sup>2</sup> Refer to Unleashed datasheets for SKU ordering information.

| PHYSICAL INTERFACES |   |
|---------------------|---|
| Ethernet            | <ul style="list-style-type: none"> <li>One 1GbE port backhaul, PoE (802.11af/at)</li> <li>2 x 10/100Mbps Ethernet switch ports</li> </ul> |

| PHYSICAL CHARACTERISTICS |  |
|--------------------------|--|
| Physical Size            | <ul style="list-style-type: none"> <li>89 mm (W) x 136 mm (L), 29 mm (H)</li> <li>3.5in (W) x 5.35in (L) x 1.1in (H)</li> </ul>                                      |
| Weight                   | <ul style="list-style-type: none"> <li>195g without bracket (6.9oz)</li> <li>276g with bracket (9.7oz)</li> </ul>  |
| Mounting                 | <ul style="list-style-type: none"> <li>Electrical wallbox; Standard US and EU single gang wall jack</li> <li>Optional bracket for offset &amp; wall mount</li> </ul> |
| Operating Temperature    | <ul style="list-style-type: none"> <li>0°C (32°F) - 40°C (104°F)</li> </ul>  |
| Operating Humidity       | <ul style="list-style-type: none"> <li>Up to 95%, non-condensing</li> </ul>  |

| POWER <sup>3</sup> |   |
|--------------------|---|
| Power Supply       | 802.3af for Full AP Feature Support   |
| Power Draw         | <ul style="list-style-type: none"> <li>Idle: 3W</li> <li>Typical: 4W</li> <li>Peak: 6W</li> </ul> |

| CERTIFICATIONS AND COMPLIANCE     |   |
|-----------------------------------|---|
| Wi-Fi Alliance <sup>4</sup>       | <ul style="list-style-type: none"> <li>Wi-Fi CERTIFIED™ a, b, g, n, ac</li> <li>Passpoint®, Vantage</li> </ul>  |
| Standards Compliance <sup>5</sup> | <ul style="list-style-type: none"> <li>EN 60950-1 Safety</li> <li>EN 60601-1-2 Medical</li> <li>EN 61000-4-2/3/5 Immunity</li> <li>EN 50121-1 Railway EMC</li> <li>EN 50121-4 Railway Immunity</li> <li>IEC 61373 Railway Shock &amp; Vibration</li> <li>WEEE &amp; RoHS</li> <li>ISTA 2A Transportation</li> </ul> |

| SOFTWARE AND SERVICES   |   |
|-------------------------|---|
| Location Based Services | <ul style="list-style-type: none"> <li>SPoT</li> </ul>                    |
| Network Analytics       | <ul style="list-style-type: none"> <li>SmartCell Insight (SCI)</li> </ul> |
| Security and Policy     | <ul style="list-style-type: none"> <li>Cloudpath</li> </ul>               |

| ORDERING INFORMATION |   |
|----------------------|---|
| 901-H320-XX00        | <ul style="list-style-type: none"> <li>Dual band Wave 2 802.11ac Wi-Fi Wall Switch. Does not include power adapter or PoE injector</li> </ul> |

See Ruckus price list for country-specific ordering information. Warranty: Sold with a limited lifetime warranty. For details see: <http://support.ruckuswireless.com/warranty>

| OPTIONAL ACCESSORIES |   |
|----------------------|---|
| 902-0162-XXYY        | <ul style="list-style-type: none"> <li>PoE injector (24W) (Sold in quantities of 1, 10 or 100)</li> </ul> |
| 902-1120-0000        | <ul style="list-style-type: none"> <li>Optional Surface-mount bracket</li> </ul>                          |

XX: US/KS/JP/Z2/WW  
For expansion of XX and YY: Please consult current Ruckus Price List. Region availability subject to Certification Date per region.

<sup>3</sup> Max power varies by country setting, band, and MCS rate.

<sup>4</sup> For complete list of WFA certifications, please see Wi-Fi Alliance website.

<sup>5</sup> For current certification status, please see price list.

Copyright © 2019 Ruckus Networks, an ARRIS company. All rights reserved. No part of this content may be reproduced in any form or by any means or used to make any derivative work (such as translation, transformation, or adaptation) without written permission from Ruckus Networks ("Ruckus"). Ruckus reserves the right to revise or change this content from time to time without obligation on the part of Ruckus to provide notification of such revision or change.

The Ruckus, Ruckus Wireless, Ruckus logo, Big Dog design, BeamFlex, ChannelFly, Edgelron, FastIron, HyperEdge, ICX, IronPoint, OPENG, and Xclaim and trademarks are registered in the U.S. and other countries. Ruckus Networks, Dynamic PSK, MediaFlex, Simply Better Wireless, SmartCast, SmartCell, SmartMesh, SpeedFlex, Unleashed, and ZoneDirector are Ruckus trademarks worldwide. Other names and brands mentioned in these materials may be claimed as the property of others.

Ruckus provides this content without warranty of any kind, implied or expressed, including, but not limited to, the implied warranties of merchantability and fitness for a particular purpose. Ruckus may make improvements or changes in the products or services described in this content at any time. The capabilities, system requirements and/or compatibility with third-party products described herein are subject to change without notice.



350 West Java Dr., Sunnyvale, CA 94089 USA

[www.ruckusnetworks.com](http://www.ruckusnetworks.com)

19-01-E