



# MS125 Switches

Layer 2 access switches with 10G SFP+ uplinks,  
designed for small branch deployments



## Cloud-Managed Access Switches

Cisco Meraki **MS125** switches provide Layer 2 access switching ideal for branch and campus deployments. The MS125 series features a variety of power options designed to meet the diverse needs of large enterprise networks.

Cisco Meraki switches are built from the ground up for cloud management without compromising any of the power and flexibility traditionally found in enterprise-class switches.

All Cisco Meraki switches are managed through an elegant, intuitive cloud interface, rather than a cryptic command line.

To bring up a Meraki switch, simply plug it in. Meraki switches do not require CLI for switch configuration or port management.

Meraki's centralized management platform gives administrators granular visibility into their network. Our dashboard helps you keep track of every configuration change in your network with our detailed event and change logs.

## Industry Leading Cloud Management

Cloud management has a number of benefits that make it easier to build networks large and small:

- Automatic email alerts from power loss, downtime, excessive Layer 1 errors, or configuration changes
- Powerful remote diagnostic tools such as packet capture to help isolate and troubleshoot network issues
- Role-based administration
- Firmware upgrades and enhancements from the Meraki cloud
- Virtual Stacking enables switch port configuration changes on the dashboard interface without the need to physically stack switches
- Incredible network transparency with application, operating system, client, and hostname visibility
- Zero-touch provisioning for rapid deployment across sites

## Product highlights

- Gigabit access switching with 24- and 48- port models and PoE+ support
- 4 x 10G SFP+ uplink interfaces on all models
- Non-blocking switch with up to 176 Gbps bandwidth support
- Fanless design on select models
- Lifetime hardware warranty and advanced replacement at no additional cost
- Up to 740 watt PoE budget with PoE+ support and dynamic power allocation for powering APs, phones, cameras, and other PoE-enabled devices
- 6 configurable QoS queues for converged voice, video, and data applications
- Low power consumption, quiet acoustic design, and shallow rack depth options, enabling flexible deployment in wiring closets as well as offices and classrooms

# Features and Capabilities

Meraki switches include all of the traditional Ethernet features found in modern enterprise access switches, including:

## Branch & Campus Access

- PoE and PoE+ models available for device level powering
- Quality-of-Service (QoS) to prioritize mission critical traffic such as voice and video
- Voice VLAN support for simplified VoIP deployments
- CDP/LLDP with detailed neighbor discovery and visibility
- Port Mirroring support for monitoring network traffic at line rate
- IGMP Snooping to optimize network performance for multicast applications
- Link Aggregation Control Protocol (LACP) for high-capacity trunking

## Network Security

- IEEE 802.1X, MAB, and Hybrid authentication support for wired access control with RADIUS server monitoring
- ACL support (IPv4 & IPv6) and MAC whitelisting
- Single-Host/Multi-Domain/Multi-Host/Multi Authentication
- Change of Authorization (CoA) and RADIUS accounting support
- DHCP snooping to prevent users from adding unauthorized DHCP servers on the network
- Rapid spanning tree, BPDU guard, root guard, loop guard, UDLD and other safeguards to help prevent misconfigurations and reduce convergence time
- Per-port VLAN configuration
- Multiple administrative roles with sophisticated security policy management

## Network Troubleshooting & Automation

- Virtual Stacking helps IT admins make configuration changes to hundreds of switch ports in seconds with our intuitive dashboard interface
- Configuration templates for rapid, zero-touch provisioning and auditing of all sites
- Network Topology for automatic and interactive network mapping
- Remote cable testing, packet capture and client discovery
- Automatic and scheduled firmware upgrades for the complete network

## Converged Voice, Video and Data Environments

The Meraki switch family is designed to unify data, voice, and video onto a single IP backbone. All Meraki switches support rich quality-of-service (QoS) functionality for prioritizing data, voice, and video traffic. The switches support eight class-of-service (CoS) queues on every port, enabling them to maintain end-to-end traffic prioritization.

PoE models provide power to VoIP telephones, IP security cameras, wireless access points (APs), and other IP devices. In addition, using CDP and LLDP, PoE power is intelligently budgeted to maximize the number of PoE clients supported.

## Application Layer Visibility

Meraki switches include integrated Layer 7 fingerprinting without the need to purchase additional modules or services. Identify hundreds of applications from business apps to BitTorrent and YouTube.

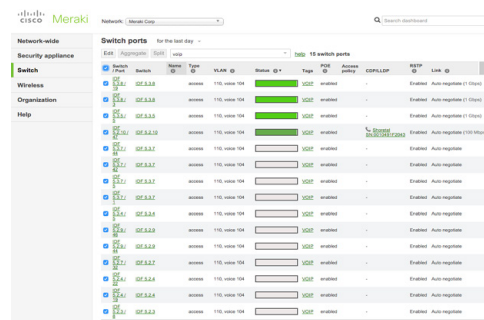
User fingerprinting allows administrators to quickly identify individual users by device and tune network resources for optimum performance.

## Unified Software Architecture

Meraki switches run the same operating system used by all of our products, which allows us to deliver a consistent user experience for network management.

When connected, new MS125 switches automatically reach out to the Meraki cloud and download the most current configuration. Future updates can be user-scheduled, ensuring the network is kept up-to-date with bug fixes, security updates, and new features.

## Virtual Stacking with Meraki



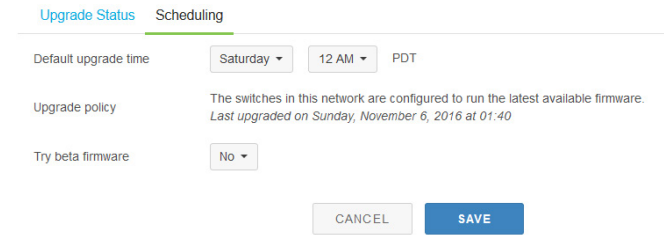
## Simplified Management and Operations

The Meraki cloud-managed architecture makes it simpler than ever to quickly provision and reconfigure switch ports with security, QoS, and other parameters. The Meraki dashboard provides unified policies, event logs, and monitoring, which make it easy to manage and grow scale network deployments.

By providing a complete, powerful set of management functions over the cloud, Meraki cloud-based management eliminates the need for proprietary command line configuration interfaces which require expensive and time-consuming certifications. Meraki MS switches can be fully deployed and provisioned in minutes, without requiring any local configuration or staging. Additional or replacement switches can be sent to remote offices and installed by non-technical staff, saving thousands of dollars in time and travel expenses.

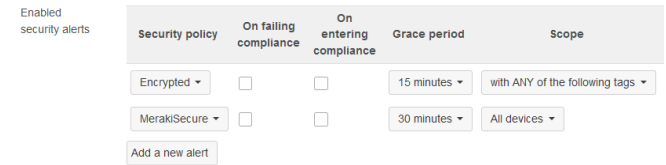
The Meraki MS family also includes several remote diagnostic features, from network connectivity and cable integrity tests to latency measurement tools. For deep client troubleshooting, administrators can even perform per-port remote pcap packet captures without any additional probes or hardware on-site.

### Staged, Scheduled & Automatic Firmware Updates



The screenshot shows the 'Scheduling' tab for firmware updates. It includes a 'Default upgrade time' section with dropdowns for 'Saturday', '12 AM', and 'PDT'. An 'Upgrade policy' section states: 'The switches in this network are configured to run the latest available firmware. Last upgraded on Sunday, November 6, 2016 at 01:40'. A 'Try beta firmware' section has a 'No' dropdown. At the bottom are 'CANCEL' and 'SAVE' buttons.

### Automatic Email Alerts



The screenshot shows the 'Automatic Email Alerts' configuration. It features a table with columns: 'Security policy', 'On failing compliance', 'On entering compliance', 'Grace period', and 'Scope'. There are two rows of alerts: one for 'Encrypted' with a 15-minute grace period and 'with ANY of the following tags' scope, and another for 'MerakiSecure' with a 30-minute grace period and 'All devices' scope. An 'Add a new alert' button is at the bottom.

Enabled security alerts	Security policy	On failing compliance	On entering compliance	Grace period	Scope
<input type="checkbox"/>	Encrypted	<input type="checkbox"/>	<input type="checkbox"/>	15 minutes	with ANY of the following tags
<input type="checkbox"/>	MerakiSecure	<input type="checkbox"/>	<input type="checkbox"/>	30 minutes	All devices

## Designed for Reliability & Environmental Efficiency

The Meraki switch family was designed for reliable operation in network closet environments, which may be prone to high temperatures and limited ventilation. By minimizing total component count and only using proven switching silicon, Meraki is able to deliver highly reliable products with exceptional mean time between failure (MTBF) ratings.

Each Meraki switch also operates with a split-plane architecture, where silicon-based switching and data forwarding are separated from software-based control and management. By decoupling the underlying switching logic from control, each unit is able to deliver wire-speed switching even when advanced software features such as Layer 7 host and OS fingerprinting are enabled.

Finally, the highly integrated designs of Meraki switches result in power and cooling savings in large deployment environments of 30-60% when compared with similar managed Gigabit switches.

## Distributed Branches & Remote Sites

The Meraki cloud-based system makes it easy to manage a single switch, or thousands of distributed switches, from a single interface.

- Troubleshoot problems remotely; e.g., find which port has a bad cable attached.
- Add or replace switches without having to send a technician on-site. Switches automatically download their current configuration as soon as they are connected to the network.
- Receive email alerts or SMS messages whenever there's a problem at a remote site.

## Campus Edge

MS switches are ideal for small and large scale campus deployments, where reliability, scalability, and managability are top priorities.

- Virtual Stacking helps IT admins control port access policies, apply VLANs, toggle port power and more.
- 10GbE cable SFP+ ports with link aggregation provide long range connectivity to aggregation switches such as the MS425.
- Get alerts if any switch fails or goes offline, before users complain.

## Dimensions & Interfaces

Model	Physical Dimensions (H x W x D)*	Weight	Interface	Switching Capacity
MS125-24-HW	1.73 x 17.32 x 9.84" (4.40 x 44 x 25cm)	8.09 lb (3.67 kg)	<ul style="list-style-type: none"> <li>• 24 x 10/100/1000BASE-T Ethernet RJ45 with auto negotiation and crossover detection (auto-MDIX crossover)</li> <li>• 4 x 10G SFP+ uplink</li> <li>• RJ45 Management port</li> </ul>	128 Gbps
MS125-24P-HW	1.73 x 17.32 x 9.84" (4.40 x 44 x 25cm)	9.26 lb (4.20 kg)	<ul style="list-style-type: none"> <li>• 24 x 10/100/1000BASE-T Ethernet RJ45 with auto negotiation and crossover detection (auto-MDIX crossover) and PoE+</li> <li>• 4 x 10G SFP+ uplink</li> <li>• RJ45 Management port</li> </ul>	128 Gbps
MS125-48-HW	1.73 x 17.32 x 9.84" (4.40 x 44 x 25cm)	9.26 lb (4.20 kg)	<ul style="list-style-type: none"> <li>• 48 x 10/100/1000BASE-T Ethernet RJ45 with auto negotiation and crossover detection (auto-MDIX crossover)</li> <li>• 4 x 10G SFP+ uplink</li> <li>• RJ45 Management port</li> </ul>	176 Gbps
MS125-48LP-HW	1.73" x 17.32" x 13.39" (4.40 x 44 x 34cm)	11.9 lb (5.40 kg)	<ul style="list-style-type: none"> <li>• 48 x 10/100/1000BASE-T Ethernet RJ45 with auto negotiation and crossover detection (auto-MDIX crossover) and PoE+</li> <li>• 4 x 10G SFP+ uplink</li> <li>• RJ45 Management port</li> </ul>	176 Gbps
MS125-48FP-HW	1.73" x 17.32" x 13.39" (4.40 x 44 x 34cm)	12.79 lb (5.80 kg)	<ul style="list-style-type: none"> <li>• 48 x 10/100/1000BASE-T Ethernet RJ45 with auto negotiation and crossover detection (auto-MDIX crossover) and PoE+</li> <li>• 4 x 10G SFP+ uplink</li> <li>• RJ45 Management port</li> </ul>	176 Gbps

\*Depth includes all accessories

## Power Options & Specifications

Model	Idle / Full Load Power	Available PoE/PoE+ Power	Power Supply Configuration
MS125-24-HW	10 / 26 W	–	Fixed internal
MS125-24P-HW	28 / 426 W	370 W	Fixed internal
MS125-48-HW	22 / 42 W	–	Fixed internal
MS125-48LP-HW	40 / 440 W	370 W	Fixed internal
MS125-48FP-HW	52 / 845 W	740 W	Fixed internal

## What's Included

### All Models

1 x Rack mounting screw kit



Rack Mounting Kit

The Meraki MS family also supports SFP pluggable optics for high-speed connectivity. Full specifications and compatibility information is available in the [Meraki Accessories datasheet](#).

# MS125 Specifications

## Management

Managed via the Web with the Meraki cloud management platform

Integrated with Meraki Wireless and complete portfolio of IT products and solutions

Zero-touch remote provisioning (no staging needed)

Detailed historical per-port and per-client usage statistics

Operating System, device, and hostname fingerprinting

SNMP and SYSLOG support for integration with other network management solutions

Automatic firmware upgrades with scheduling control

## Remote Diagnostics

Email, SMS and mobile push notification alerts<sup>1</sup>

Ping, traceroute, cable testing, and link failure detection with alerting  
Remote packet capture

Dynamic and interactive network discovery and topology

Combined event and configuration change logs with instant search

## Stacking

Virtual Stacking supports thousands of switch ports in a single logical stack for unified management, monitoring, and configuration

## Performance

Switching capacity: 128bps on 24-port models, 176Gbps on 48-port models

Forwarding rate: 95mpps on 24-port models, 130 mpps on 48-port models

Jumbo frame (9578 byte Ethernet frame)

Flow control

## Ethernet Switching Capabilities

802.1p Quality of Service, 8 queues (w/ 6 configurable for DSCP-to-CoS mapping)

802.1Q VLAN and trunking support for up to 4,094 VLANs

802.1w, 802.1D Rapid Spanning Tree Protocol (RSTP, STP)

802.1ab Link Layer Discovery Protocol (LLDP) and Cisco Discovery Protocol (CDP)

802.3ad Link aggregation with up to 8 ports per aggregate

Port mirroring

IGMP snooping for multicast filtering

MAC forwarding entries: 16K on 24-port models, 32K on 48-port models

## Power

Power input: 100 - 240 VAC, 47-63 Hz

Power consumption: 10 - 845W

## Mounting

1U Rack-mountable with included rack mount hardware

2-post front mounting options available

## Environment

Operating temperature: 0 °C to 45 °C

0 °C - 40 °C at sea level

0 °C - 35 °C at 10,000 feet for MS125-24, MS125-48 when using MA-SFP-10GB-ER

Humidity: 5 to 95% non-condensing

<sup>1</sup> Requires carrier-supported email to SMS gateway and/or Meraki Mobile app

# MS125 Specifications

## Security

Integrated multi-factor authentication for Dashboard management

Role-based access control (RBAC) with granular device and configuration control

Corporate wide password policy enforcement

IEEE 802.1X RADIUS and MAB, hybrid authentication and RADIUS server testing

Single-Host/Multi-Domain/Multi-Host/Multi Authentication

Port security: Sticky MAC, MAC whitelisting

DHCP snooping, detection and blocking

IPv4 and IPv6 ACLs

## Regulatory<sup>2</sup>

CSA-US (US, Canada) FCC (USA)

FCC (USA)

IC (Canada)

CE (Europe)

RCM (Australia/New Zealand)

RoHS

<sup>2</sup> For international availability, please contact [sales@meraki.com](mailto:sales@meraki.com)

## Warranty

Full lifetime hardware warranty with next-day advanced replacement included

## MTBF Ratings (in hours)

Model	MTBF (at 25c)
MS125-24-HW	1,957,381
MS125-24P-HW	294,713
MS125-48-HW	1,628,120
MS125-48LP-HW	287,429
MS125-48FP-HW	311,726

[View More Datasheets](#)